



**FORWARD
PINELLAS**
Integrating Land Use & Transportation

FY22 Pinellas Planning Council Budget Discussion

Forward Pinellas Board

April 14, 2021

National and Local Economic Outlook

U.S. Unemployment Rate 6.0% (March)

- Florida 4.7% (March); Pinellas 4.0% (February)

Homes Sales Rising

- Median Price up 8.0% in Florida; 10.3% in Pinellas (2020)
- Volume up 5.9% (Florida – 2019)

Taxable values up 7.3% in FY21

Source: Office of Management and Budget



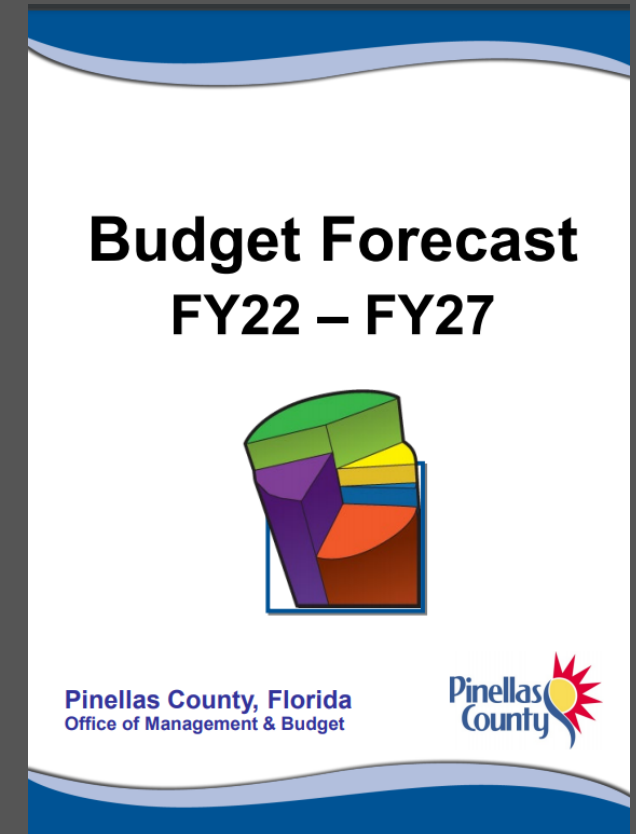
Key Forecast Assumptions for FY22

Revenues

- Countywide Property Tax Base: Growth 1.0%
- Sales Tax: Increasing 8.8% in FY22
 - Growth is from a dramatic drop during FY20 and FY21

Expenditures

- Total Salary and Benefit Costs: Growth 2.3%
 - Combined net impact of salaries, FRS, health insurance



Source: Office of Management and Budget



Preliminary FY22 Pinellas Planning Council Budget Outline

Budget Summary

- FY22 outline prepared with a millage increase from 0.0150 to 0.0160
- Property tax revenues are projected to increase by \$101,031
- Personal services (salaries and benefits) are projected to decrease by \$90,070
- Operating expenses are projected to increase by \$543,219
- Primary drivers of the increase in expenses are:
 - Professional Services (\$400,000 – Target Employment Industrial Lands Study Update + Pinellas County Design Studio Pilot Program + MPO Local Cash Match + Fellowship Agreement with USF’s Urban & Regional Planning Program)
 - Intergovernmental Services Charges (\$414,440)
 - Funds to maintain a minimum of 10% of expenditures in reserves



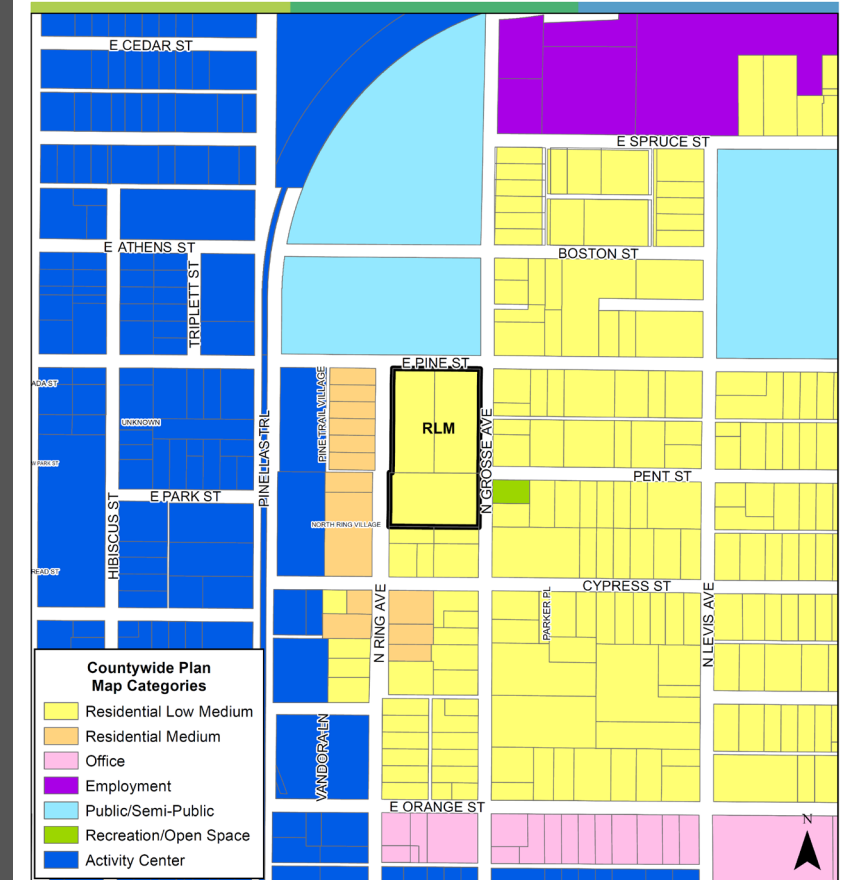
On-Going Assignments

- Countywide Plan Administration (land use map amendments, consistency reviews, official interpretations, PAC, etc.)
- Technical Assistance (zoning map maintenance, mapping for special projects, etc.)
- Gateway Master Plan Implementation
- Knowledge Exchange Series
- Planning for redevelopment within the Investment Corridors in the 2045 Advantage Pinellas Plan



Case CW21-01

Map 4: Current Countywide Plan Map



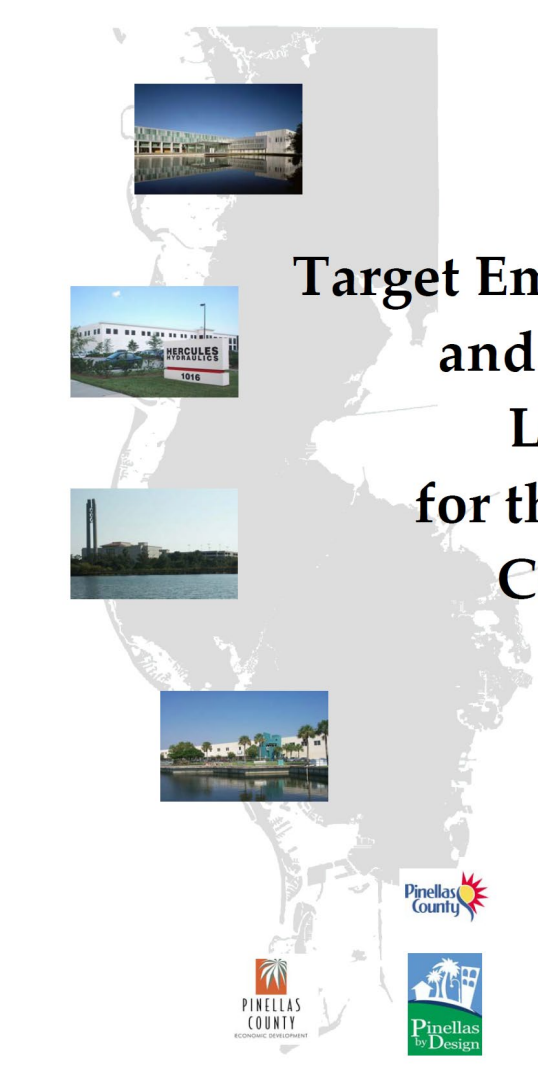
JURISDICTION: Tarpon Springs FROM: Residential Low Medium

AREA: 2.82 Acres TO: Public/Semi-Public

0 250 500 Feet


Key Initiatives

- Update the 2008 Target Employment Industrial Lands Study
 - Assess existing conditions, measure effectiveness of current preservation policies, identify new tools, etc.
- Partner with Pinellas County's Housing & Community Development Department to establish a Design Studio Pilot Program
 - Provide this service to local governments to help identify and visualize innovative redevelopment opportunities



**Target Employment
and Industrial
Land Study
for the Pinellas
Community**

April 8, 2008

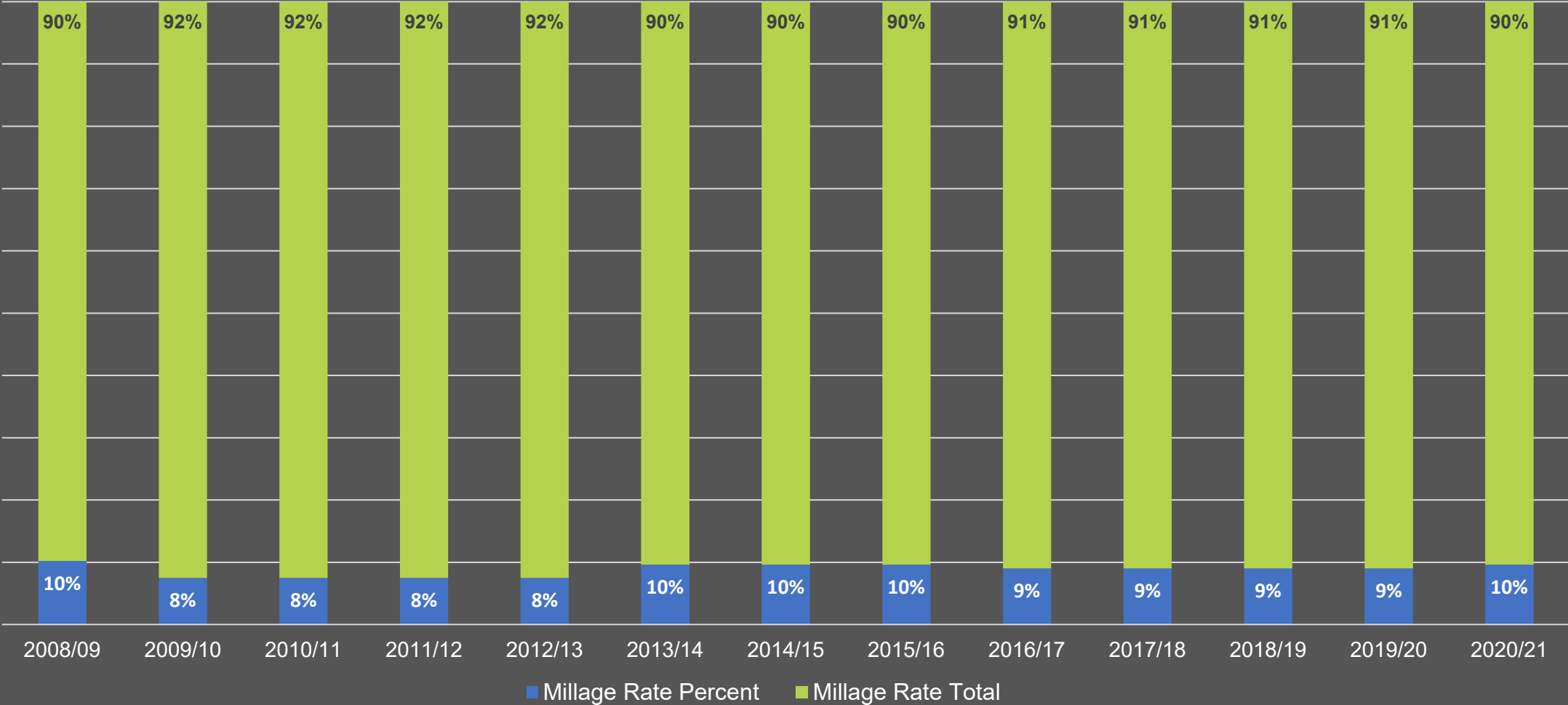


Key Initiatives (continued)

- SunRunner Bus Rapid Transit-Oriented Development Strategic Plan – Phase II
 - Develop design guidelines, architectural standards and other urban design tools for use by local governments to guide redevelopment along the corridor



PPC Millage Rate and Capacity – 2008/09 thru 2020/21



- PPC millage cap is 0.1666

FY22 Pinellas Planning Council Budget Timetable

Next Steps

- May 20, 2021 – Budget Information Session Presentation to the Board of County Commissioners
- June 9, 2021 – Draft FY22 PPC Budget Discussion with the Forward Pinellas Board
- July 14, 2021 – Forward Pinellas Board adopts the annual budget and millage rate for FY22
- September 9, 2021 – Board of County Commissioners adopts tentative FY22 millage rates and budgets
- September 21, 2021 – Board of County Commissioners adopts final FY22 millage rates and budgets





**FORWARD
PINELLAS**
Integrating Land Use & Transportation

Questions

